

**CLAYTON COUNTY JURISDICTIONAL BRIEFING
PROPOSED FY2023
OPERATING AND CAPITAL BUDGETS
Presented May 24, 2022**



FY22 MARTA Successes in Clayton County

- Supported MARTA Workforce
- MARTA Reach @ Gillem Logistics Zone and beyond
- Installed Breeze Machines at Justice Center Transit Hub
- Advanced Real Estate transactions for Operations & Maintenance Facility
- O & M Facility awarded \$33 million in federal funds
- Clayton Riverdale-Southlake BRT advanced into FTA CIG program as a Small Starts project



FY23 Budget Timeline

- Board briefing and feedback (May 13th)
- Public hearings (May 16th and May 17th)
- Proposed budgets provided to each jurisdiction (May 17th – May 25th)
- Board committee presentation (May 26th)
- Board vote to adopt (June 9th)



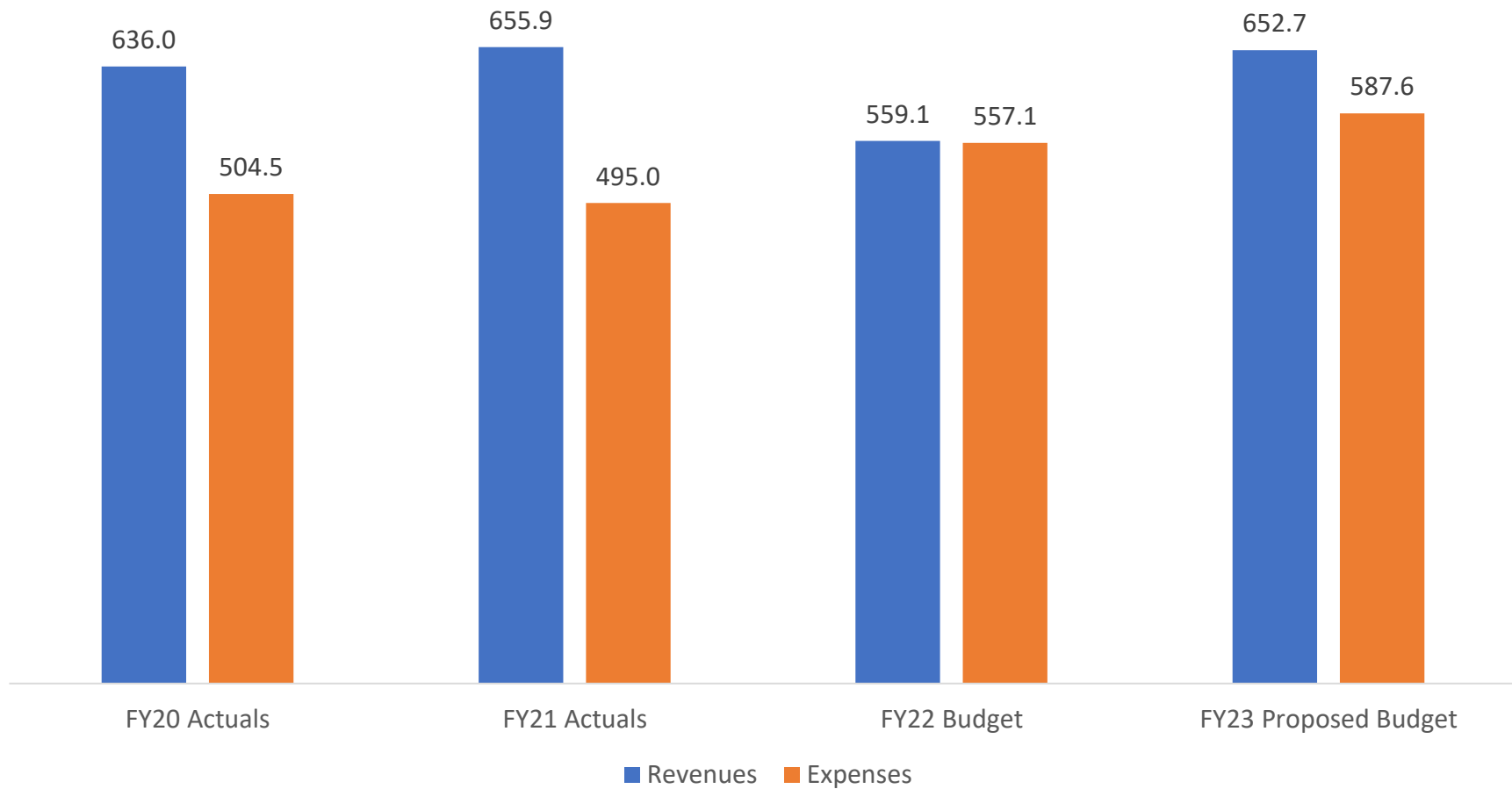
PROPOSED FY2023 OPERATING BUDGET



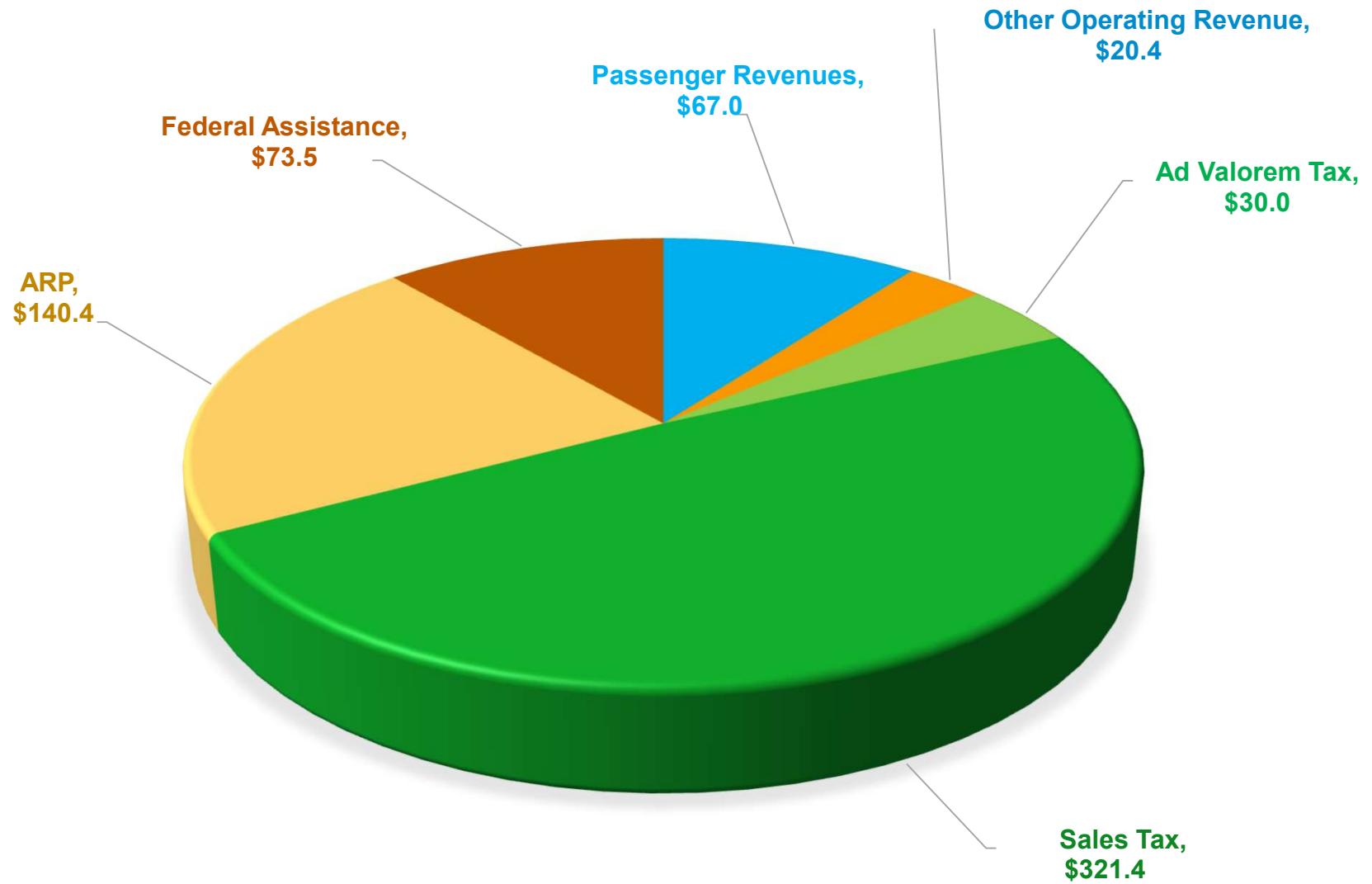
Service Levels – New Transit Service Plan

Revenue Miles	FY2019 Actual	FY2020 Actual	FY2021 Actual	FY2022 Forecast	FY2023 Budget
Bus	28,121,795	28,303,085	26,005,027	24,231,362	28,415,873
Rail	22,511,413	20,430,752	17,142,109	18,348,058	22,726,570
Mobility	7,273,741	6,965,088	5,403,658	5,328,423	6,344,235
Streetcar	60,510	56,422	52,662	53,599	61,064
Total	57,967,459	55,755,347	48,603,456	47,961,442	57,547,742
Revenue Hours	FY2019 Actual	FY2020 Actual	FY2021 Actual	FY2022 Forecast	FY2023 Budget
Bus	2,278,566	2,322,662	2,102,478	1,910,062	2,328,779
Rail	845,478	771,146	642,679	690,134	853,933
Mobility	461,382	480,144	359,702	351,355	421,312
Streetcar	12,005	11,586	10,201	10,147	12,136
Total	3,597,431	3,585,538	3,115,060	2,961,698	3,616,160

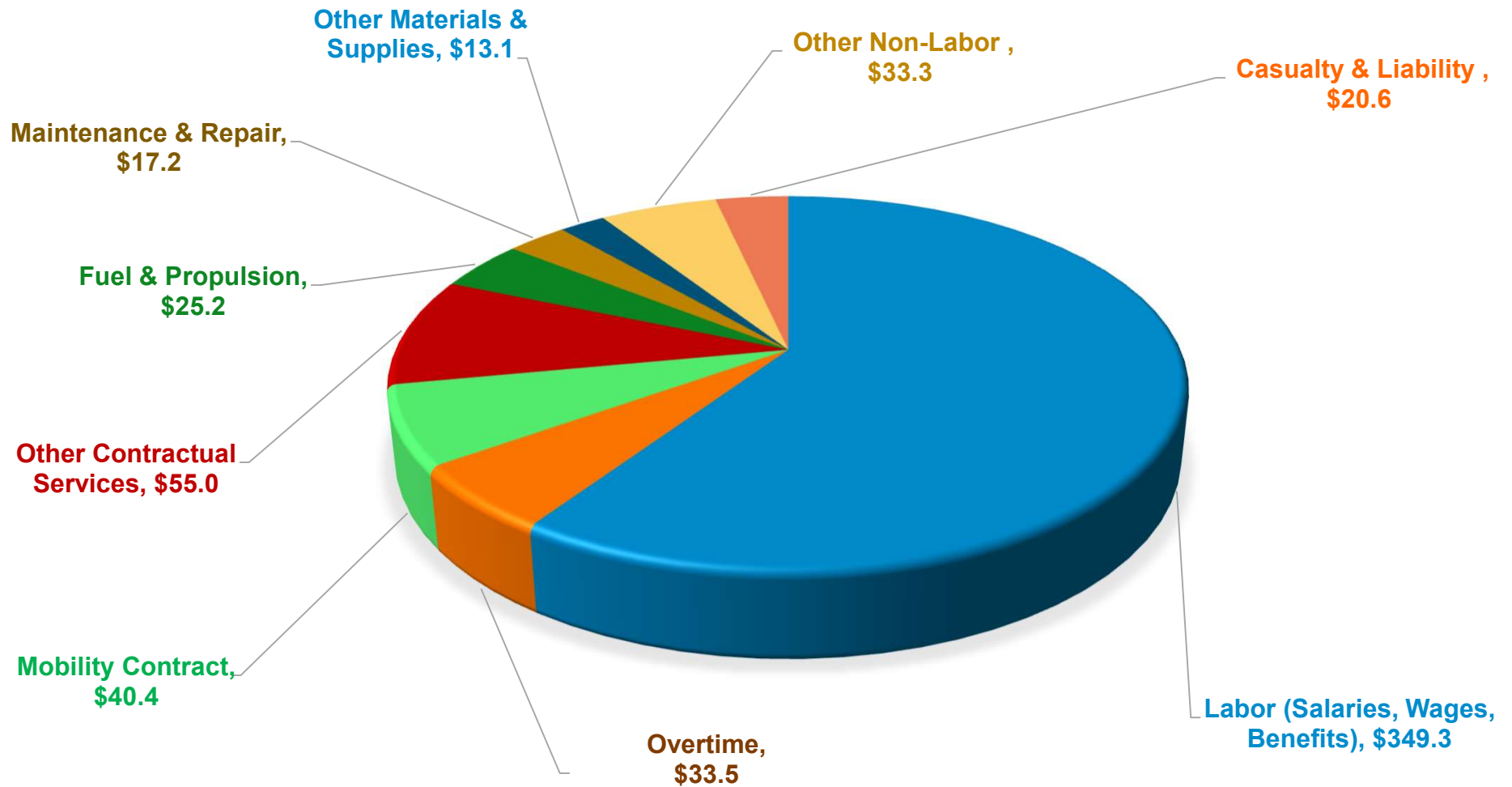
FY20 – FY23 Operating Revenues vs. Expenses (\$M)

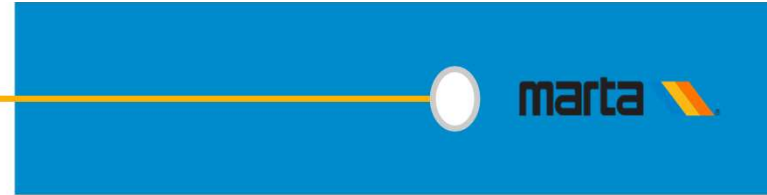


FY23 Projected Operating Revenues \$652.7 (M)



FY23 Proposed Operating Expenses \$587.6 (M)





PROPOSED FY2023 CAPITAL BUDGET

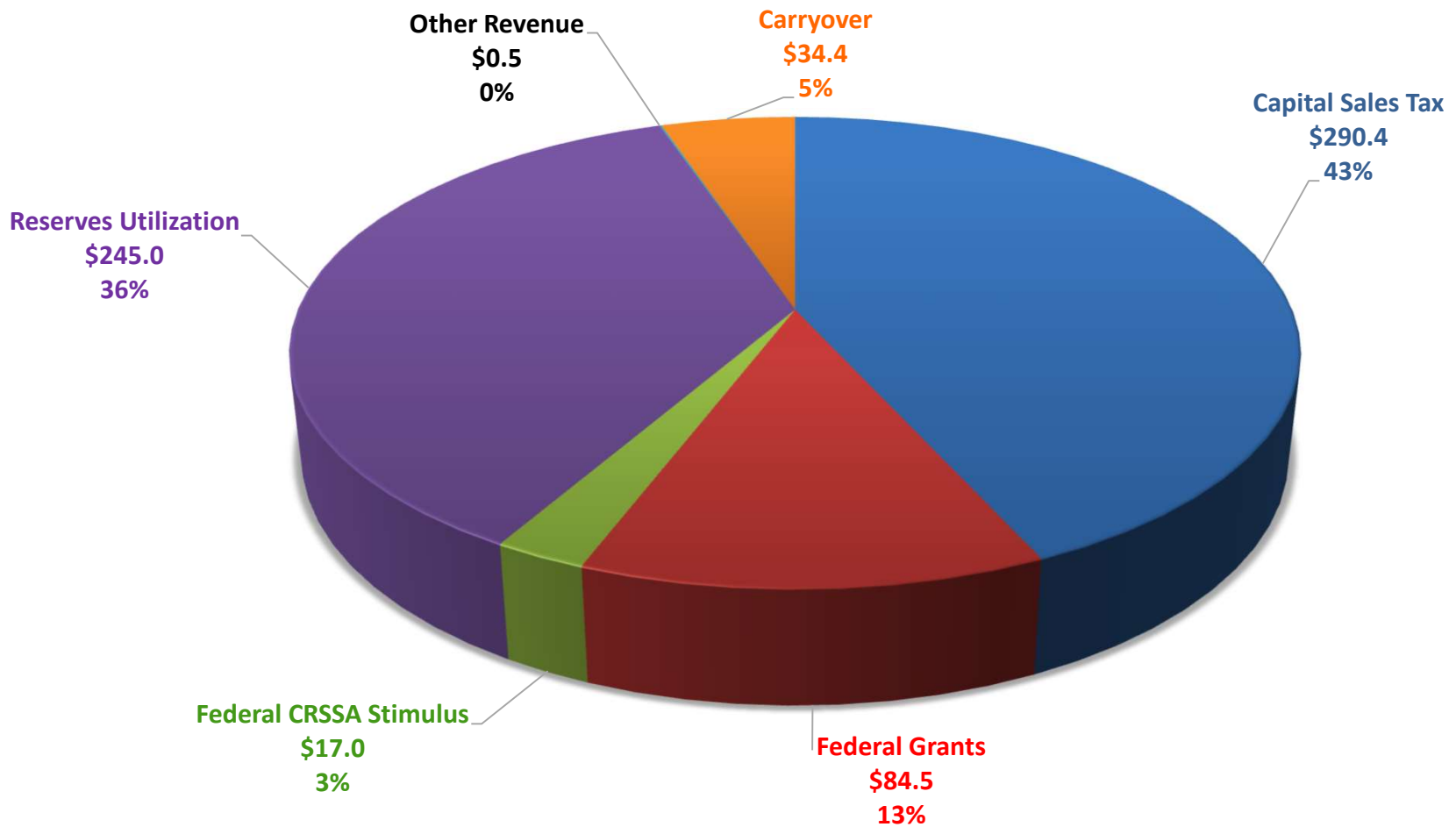


FY23 Sources & Uses (\$M)

<u>Funding Sources</u>	
Total FY2022 Carry Over	599.5
Prior Year Sales Tax Surplus	279.4
More MARTA - City of Atlanta	142.8
More MARTA - Clayton County	177.3
FY2023 Funding Sources	471.0
Sales Tax	362.4
Federal Funds - SGR and More MARTA	91.1
Federal Funds - CRRSAA Stimulus Funds	17.0
Interest Income	0.5
Total Capital Funds	1,070.5
<i>Total More MARTA</i>	<i>398.7</i>
<i>Total State of Good Repair</i>	<i>671.8</i>
<u>Capital Expenses</u>	
Total Capital Expenses	717.0
State of Good Repair	512.0
Bond Debt Service and Other Bond Related Costs	145.0
More MARTA - City of Atlanta	45.4
More MARTA - Clayton County	14.5
<u>FY23 Year End Balance</u>	
Total Carryover	353.5
Total More MARTA Funds Carryover	338.7
Total State of Good Repair Carryover	14.8

FY23 Funding Sources – SGR*

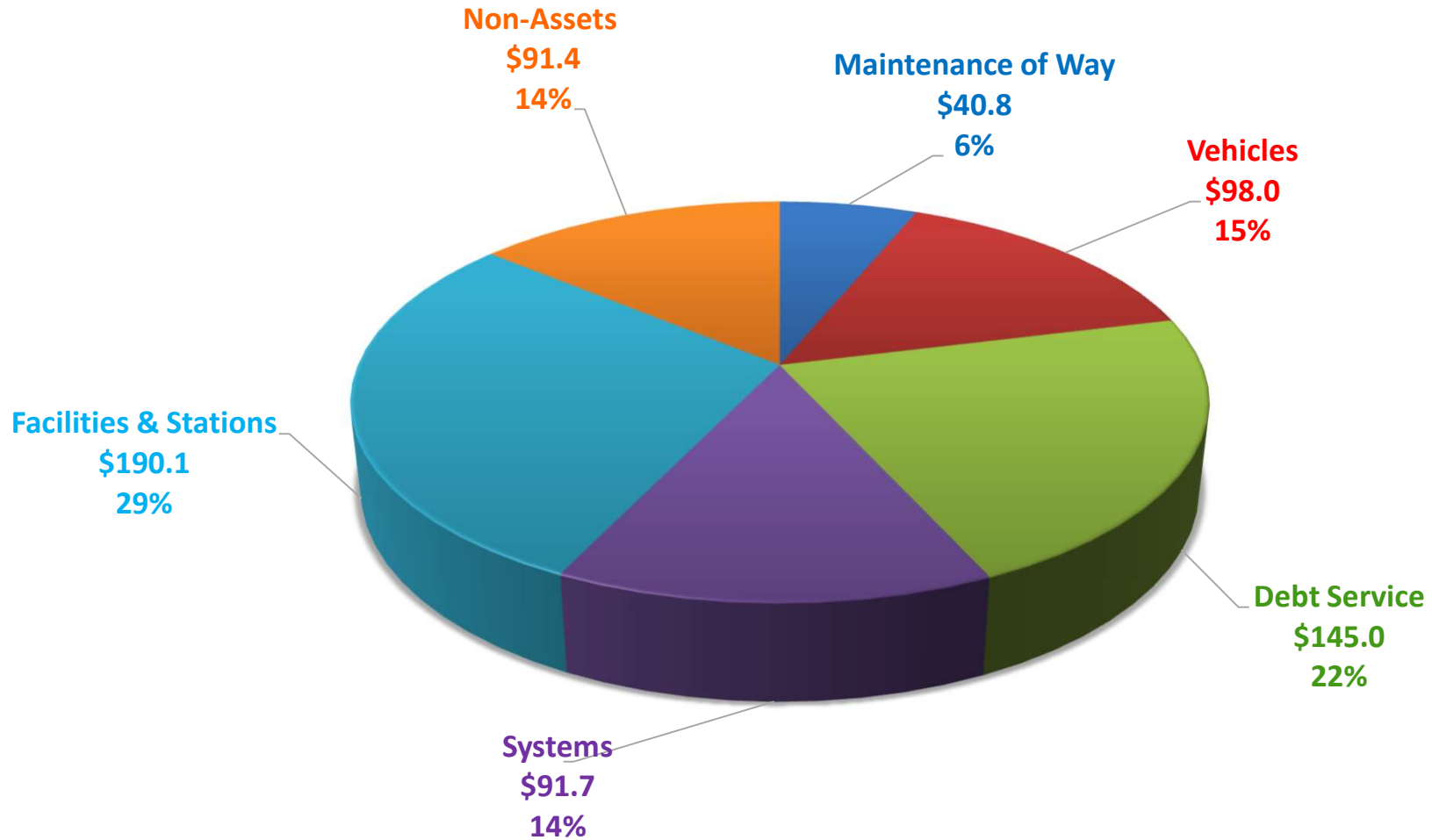
Total of \$671.8M



*Does not include More MARTA City of Atlanta or Clayton County funding

FY23 Expenditures – SGR*

Total of \$ 657.0M



*Does not include More MARTA City of Atlanta or Clayton County project expenses

FY23 Top 10 Project Budgets by Cost (\$M)

Capital Project Description	FY23 Budget
Rail Station Rehabilitation	\$72.0
CQ400 New Rail Car Procurement	\$56.5
Track Renovation Phase IV	\$38.5
Clayton County O&M Real Estate	\$37.0
CPMO (SGR)	\$30.0
Parking Lot Repair	\$30.0
CQ311 Fleet Life Extension	\$10.7
Radio System Upgrade Program	\$10.00
SMART Restroom Program	\$9.00
Environmental Health and Safety	\$9.00
Total	\$302.7

Top 10 Projects account for approximately 59% of the FY23 CIP



Project Highlights

Clayton County



CLAYTON
COUNTY • GEORGIA

Cc: Clayton connected



Clayton County FY2023 Key Capital Projects – Policy, Innovation and Administration

	Project Start	FY23 Budget	Total Budget (EAC)
Transit-Supportive Land Use Study	FY23	\$1.2M	\$1.2M
Safe Routes to Transit	FY23	\$2M*	TBD

* Budget is reflective of system-wide funding

Note: (EAC) Estimate at Completion is subject to change and is not reflective of committed project funds



Clayton County FY2023 Key Capital Projects – State of Good Repair

	Project Start	FY23 Budget	Total Budget (EAC)
Clayton County Operations & Maintenance Facility	FY20	\$2.5M	\$160M
Clayton County OMF Real Estate	FY20	\$45M	\$45M

Note: (EAC) Estimate at Completion is subject to change and is not reflective of committed project funds



Clayton County FY2023 Key Capital Projects – Expansion

	Project Start	FY23 Budget	Total Budget (EAC)
Clayton County Justice Center Mobility Hub	FY20	\$0.1M	\$6M
Clayton Southlake BRT	FY20	\$2M	\$337M
State Route 54 Transit Corridor	FY20	\$2M	\$608M

Note: (EAC) Estimate at Completion is subject to change and is not reflective of committed project funds

10-year Key Additional Capital Programs & Projects – Clayton County

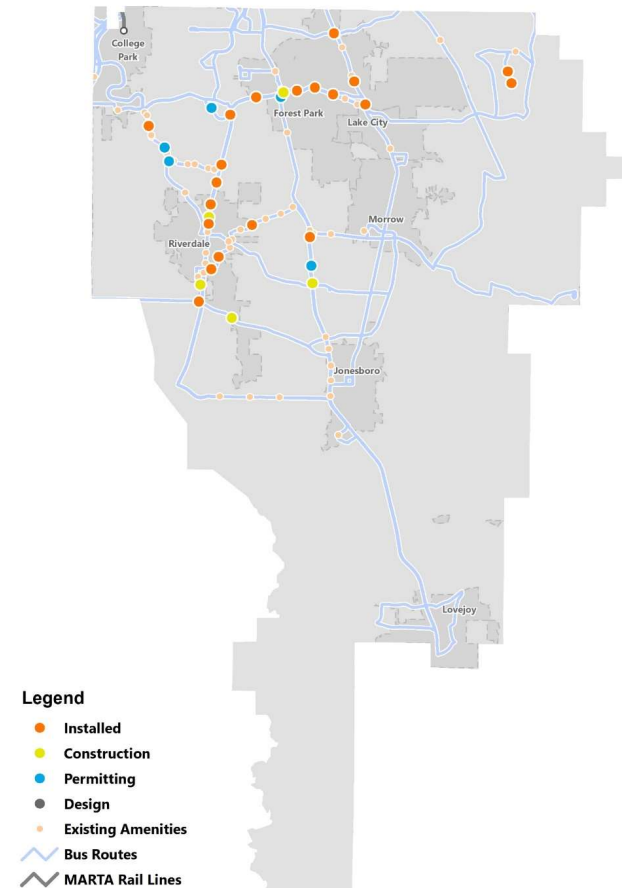
- **Policy, Innovation and Administration**
 - Safe Routes to Transit
- **State of Good Repair**
 - None
- **Expansion**
 - Clayton County Justice Center Mobility Hub
 - Clayton Southlake BRT
 - State Route 54 Transit Corridor

Clayton County Bus Shelter/ Amenities

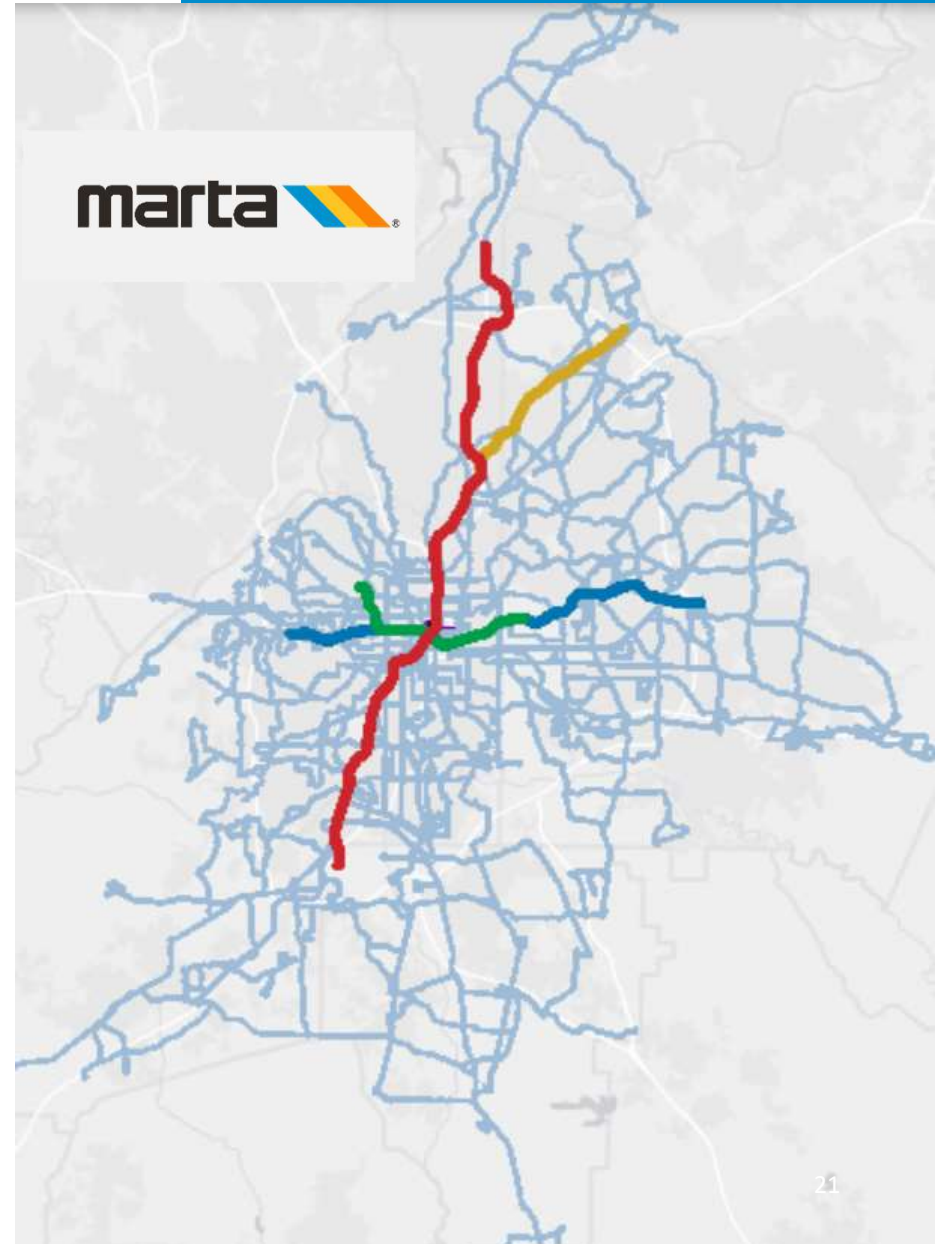
- FY22 Amenities Status
 - 20 amenities installed
 - 5 under construction
 - 5 in permitting

- Clayton County will receive 30 more amenities in FY23
 - 15 shelters
 - 15 benches

FY22 Amenities Status Map




Systemwide Programs and Projects



Systemwide FY2023 Key Capital Projects and 10 Year

Policy, Innovation and Administration	State of Good Repair	Expansion
<ul style="list-style-type: none"> ○ Long Range Transit Planning ○ Platform Screen Doors ○ Communications Based Train Control (CBTC) ○ Capital Programs Management Office ○ Communications and Reporting 	<ul style="list-style-type: none"> ○ Track Renovation Phase IV ○ Traction Power Substation Replacement ○ Auxiliary Power Replacement ○ Comprehensive Fare Collection (AFC 2.0) ○ Various Technology Upgrades ○ Rail Vehicles Replacement ○ Roof, Pavement and Power Rehabilitation ○ Radio System Upgrade Program ○ Track & Structures (Aerial Steel Structures) 	<ul style="list-style-type: none"> ○ Transit Signal Priority ○ Safe Routes to Transit ○ Bus Stop Shelters ○ Bus Signage Modernization and Replacement ○ Subject Matter Experts and Advisory Services



Thank You